




Health Pathways

 Levels 2/3

 22 credits

 Whitireia Porirua Campus

 Thursday

 9am–2:30pm (inc. ½ hour lunch)

Equipment

Protective clothing and safety equipment is provided if appropriate.

Travel

This is provided free, subject to students meeting MoE requirements.

Dates

Thursday 12 February – Thursday 12 November 2026 (34 weeks), normal school and public holidays apply.

Application

Students must be enrolled in a secondary school in the Wellington region and be enrolled in a WTA course by their secondary school/kura.

Interview

Students may be requested to attend an interview with a family member or school representative.

Qualification

NCEA Level 2 with credit towards Vocational Pathway award.

Credits

On successful completion of this course, students will have gained 22 credits – 11 Level 2 and 11 Level 3 credits.

Assessment

Assessment is competency based against unit standard outcomes and related evidence requirements.

Assessments will follow the processes required by NZQA and relevant industry requirements.

Learning outcomes

A student successfully completing this strand will be able to:

- Describe a person-centred approach to health care

Vocational Pathways



Students will be assessed against the following criteria:

| Course title | | Level | Credits | Version |
|---|---|--------|----------|---------|
| Health Science Comprises of the following unit standards: | | 2 3 | 11 11 | |
| 22237 | Describe key concepts and models of injury prevention | 3 | 3 | 3 |
| 23686 | Demonstrate knowledge of a person's rights in a health or wellbeing setting | 2 | 2 | 5 |
| 26971 | Describe factors that contribute to mental health wellbeing and mental health challenges | 3 | 3 | 2 |
| 26982 | Demonstrate knowledge of communication with a person with a communication disability in a health or wellbeing setting | 2 | 4 | 3 |
| 27461 | Describe indicators of wellness, interventions, care, and support for people at different lifespan stages | 3 | 5 | 3 |
| 28529 | Identify the impact of culture on support in a health or wellbeing setting | 2 | 5 | 3 |

Further pathways:

- New Zealand Certificate in Health and Wellbeing - Health Assistance (Level 3)
- New Zealand Certificate in Health and Wellbeing - Support Work (Level 3)
- New Zealand Certificate in Health and Wellbeing - Peer Support (Level 4)
- New Zealand Certificate in Health and Wellbeing - Social and Community Services (Community Health Work) (Level 4)
- New Zealand Certificate in Health and Wellbeing - Social and Community Services (Mental Health and Addiction Support) (Level 4)
- New Zealand Certificate in Health and Wellbeing - Social and Community Services (Whānau, Community and Social Services) (Level 4)
- New Zealand Diploma in Enrolled Nursing (Level 5)
- Bachelor of Nursing Māori (Level 7)
- Bachelor of Nursing Pacific (Level 7)
- Bachelor of Nursing (Level 7)
- Bachelor of Health Science (Paramedic) (Level 7)